



### TAMA POWERLINE SNARE DRUMS

Tama Powerline Snare Drums are available in either seamless metal or 5-ply maple construction. They feature the Tama SS2 strainer for a simple, functional and versatile operation. The SS2 strainer places the throwoff and tension adjustment on the same side of the drum for convenience and simplicity.

Powerline snare drums also feature the exclusive Tama One-Touch Tone Control. This internal muffler can be preset in any desired amount of tone control and brought in and out precisely when you want it. You won't ever again have to search for that "just perfect" sound.

### STRAINER


Powerline Snare Drums feature the SS2 strainer.



### SNAPPY SNARES

Tama Powerline Snare Drum is furnished with steel snare bed as standard equipment.

- 6020-13 Steel Snare Bed  
6021 Bed Brass Snare Bed (option)



### POWERLINE SEAMLESS METAL SHELL SNARE DRUMS

8055 5' x 14" 8066 6 1/2' x 14"



### POWERLINE ARTWOOD SHELL SNARE DRUMS

AW55 5' x 14" AW56 6 1/2' x 14"  
(Natural finish only)



Tama Ambassador Heads  
SS-2 Snare Strainer  
Triple Flanged Hoop  
One-Touch Tone Control  
SS Steel Snare Bed

# TAMA SNARE DRUMS

## *The Snare Drum The Heart of Your Set*

Your snare drum is right at the heart of your sound. If your snare doesn't make it, even the best set can't carry you through. With this in mind, we've devoted more time to the research and development of snares than to any other part of the set.

If it's one thing we've discovered about snare drums, it's that nearly every drummer is looking for his own "signature" snare sound. So for this reason we offer no fewer than 38 different shell, strainer and snare bed combinations.

Quite frankly, other drum makers think we're nuts offering so many choices, but if their two or three models don't please you perfectly, come on over to Tama.



Shell material is one of the primary reasons why a drum sounds the way it does. Tama offers you a choice of five different shell materials. Each in its own way sounds great.

### **BELL BRASS**

Hardest and hardest-tuned for the purest snare sound ever achieved.

### **ROSEWOOD**

10 ply of choice rosewood for the "woolier" tone.

### **FIBREGLASS**

Concentrically modeled to add amazing volume and tone.

### **ARTWOOD**

6 ply birch for warmth and depth.

### **METAL**

Seamless for perfect roundness.



## Tama Strainers Three Kinds of Versatility

No other strainers can satisfy the needs of all players, so Tama offers three. The **Tama KG** Parallel action strainer offers the finest adjustment over the widest range of any strainer available. It features separate control over snare tension and head pressure. Snare operation is exactly parallel to the head surface and there are no strings or tabs to stretch or break.

The **Tama HI** roller bed strainer features special guide rollers to govern the position of the snare bed against the head. The spring loaded rollers also push the snare bed completely away from the head when the strainer is released.

The **Tama SSZ** strainer puts the tension adjustment and throw-out on the same side of the drum. This simple and functional strainer fits the needs of most drummers.

## Tama Snare Beds Three Ways to Excellent Response

The choice of shell material, and shell depth are not the only contributing factors to the sound of a drum. The choice of snare bed is also important. To complete your choice, pick one of these Tama snare beds.

**Tama Steel Bed** - The bed strands are heat treated spring steel for long life and consistent response. The choice of most drummers.

**Tama AC Snare Bed** - This new development uses steel aircraft control cable which will not stretch under any circumstance. It has a very short rebound distance from the head and a lightning quick response. Developed by Billy Cobham, it is highly recommended for players with a heavy hand.

**Tama Bell Brass Snare Bed** - In a situation where clarity of tone is desired, nothing surpasses the Bell Brass Snare Bed. The strands are made up of specially treated bell brass coils for a very warm and direct snare tone.

## Tama PC Hoops The Only Way to a Perfect Circle

Tama "PC" high pressure die-cast alloy hoops have many advantages over conventional hoops. All Tama snare drums feature the PC hoop to assure a perfect fit to both the drum head and shell. PC hoops won't flex the way conventional stamped hoops will, so tuning and head tension are more consistent and accurate all the way around the drum. And because Tama PC hoops are solid and warp-free, rim shots are bigger, crisper and cleaner than ever before.




## One-Touch Tone Control

The Tama One-Touch tone control has brought raves from drummers everywhere. The exact amount of tone control you desire can be preset and then brought in and out of cue, precisely and accurately every time.



PAT. #1-1077655



## Tama Serial Numbers

Each individual Tama drum, including snare drums, features a serial number imprinted on the lamination. If you've ever tried to insure your set, you'll know what a help this can be.



## Snare Lug & Nylon Retainer



PAT. PEND

Tama snare drums now enjoy an increased level of precision with the newly developed high tension snare lug. Designed for use on Mastercraft and King Beat 6 1/2" and 8" snare drums, the high tension lug provides extra tuning stability with less shell stress than other designs.

The lug nut is held inside the lug with a special nylon retainer, rather than the usual springs. The springs used by most manufacturers shake, rattle and resonate as a constant source of annoyance. The Tama nylon retainers dampen resonances and feature a thread lock to stop detuning of the drum as you play.



# TAMA MASTERCRAFT

Tama Mastercraft snare drums are available in 5 different shell materials to give you the widest possible selection of sound characteristics. All Mastercraft drums feature the Tama RB Roller Bed strainer. This smooth action strainer offers you the quick release benefits of a parallel action strainer without the necessity of internally mounted hardware. The spring loaded rollers assure even snare tensioning and quick, positive release. The single tension adjustment is located on the same side of the drum as the throw-off, making quick adjustments during a show a simple operation.

- 6035 Steel Snare Bed
- 6037 Bell Brass Snare Bed (option)
- 6039 RG Snare Bed (option)



## Bell Brass



The Mastercraft Bell Brass snare drum puts new meaning into the phrase "top of the line". For sheer power, there isn't another drum that can come close. It's the only snare drum that's actually cast from molten brass, like bells and premium cymbals. The 12mm thick coating is machined down to 3mm and polished by hand, then finished in clear lacquer. This is truly a drum that will last forever.

BB156 6 1/2" x 14"



## Rosewood



The Mastercraft Rosewood snare is the most powerful wood snare ever made. The rosewood is not just a cosmetic veneer. 10 plys of solid rosewood are formed in Tama's Heat Compression mold into an incredibly strong shell. Like the Bell Brass, the Rosewood snare can't be found in anyone else's drum line but Tama's. Finished in a natural rosewood stain finish, this snare looks as good as it sounds.

RW 255 5" x 14"  
RW 256 6 1/2" x 14"







# RAFT SNARE DRUMS

## Fibreglass



The Mastercraft Fibreglass snare is the result of a perfect marriage of state-of-the-art technology and hard craftsmanship, in order to make a shell that's perfectly round, with uniform thickness and high density. Tama uses a special centrifugal molding process. The fibreglass epoxy resin is poured into a mold that is spun at high speed until the fibreglass cures. The sound edge is set with a special steering wheel and then carefully smoothed by hand.

FG356 8 1/2" x 14"



## Artwood



In recent years, there's been a trend towards the warm sound of a wood snare. The Mastercraft Artwood snare drum is available in three shell depths to suit any application that you may have. Artwood shells are made of 6 plies of select birch, the same as Superior shells, in Tama's Heat Compression molds. Both the 6-1/2" and 8" deep drums feature Tama's new High Tension Lug, which permits a wide range of tuning tensions without placing stress on the shell.

Available in

Cherry Wine

Super Maple

Super Mahogany

AW455 5" x 14"

AW456 6 1/2" x 14"

AW458 8" x 14"



## Steel



The Mastercraft Seamless Steel snare drum was the first in the industry to combine the benefits of a seamless shell with a die cast hoop for the most precise snare drum available. The shell is deep drawn in a special mold and the sound edges are carefully rolled to a perfect 3mm radius. The Tama PC die cast hoops allow a perfect head-to-shell fit, and because of their superb rigidity, distribute playing force even around the drum for a bigger and clearer sound.

8055 5" x 14"

8056 6 1/2" x 14"





# TAMA KING-BEAT

## *Tama King-Beat Snare Drums*

The King-Beat features a deep-draw, seamless metal shell to assure perfect roundness. Combined with the Tama PC die cast hoops, your heels will fit perfectly and the drum will be easier to tune and keep in tune. The uniform thickness of the shell will give you a consistency and clarity in tone that you've not experienced with any other drum of non-seamless construction. Tama seamless shells have a warm and fat sound that won't break up or choke over in the fastest and loudest rolls.

The inner flanges of the shell are set at a perfect 45° angle for added strength and increased acoustic response, particularly when playing near the edge of the head.

The Tama King-Beat also features the Tama KG parallel action strainer. This state-of-the-art strainer offers you the finest adjustment over the widest range of any strainer available. It features separate control over snare tension and head pressure. Snare operation is exactly parallel to the head and there are no strings or tabs to break or stretch.

## *King-Beat Snare Drums*

8005 8" x 14"

8006 8 1/2" x 14"


Tama Ambassador Heads  
Parallel Action Strainer  
PC Die-Cast Hoops  
One-Touch Tone Control  
KG Steel Snare Bed

## *King-Beat Snappy Snares*

Tama King-Beat Snare Drum is furnished with steel snare bed as standard equipment.

8025 Steel Snare Bed

8045 AC Snare Bed (optional)



## *King-Beat Strainer*

The KG parallel Action Strainer. The most adjustable strainer in the industry.





# TAMA POWERLINE

## **Tama Powerline Snare Drums**

Tama Powerline Snare Drums are available in either seamless metal or 6-ply birch construction. They feature the Tama SS2 strainer for a simple, functional and versatile operation.

The SS2 strainer places the throw-off and tension adjustments on the same side of the drum for convenience and simplicity.

Powerline snare drums also feature the exclusive Tama One-Touch Tone Control. This internal muffler can be preset to any desired amount of tone control and brought in and out precisely when you want it. You won't ever again have to search for that "just perfect" sound.

## **Powerline Seamless Metal Shell Snare Drums**

6065 5"x14" 6066 6.5"x14"



## **Powerline Artwood Shell Snare Drums**

AW-555 5"x14" AW-556 6.5"x14"  
(Natural Finish only)



SS2 Strainer

Seamless Back Plate



One-Touch Tone Control

Seamless Metal Shell



Triple Flanged Hoops

Tama Serial Number